



HINTS AND TIPS

Look out for “**Top Tips**” which are general advice for magicians and “**Handy Hints**” which give further advice about performing the trick.

This ebook its contents text and graphics are copyright Magic For All and may not be reproduced in part or in whole electronically or otherwise without the express permission of the copyright holder.

****TOP TIP****

Our ebooks are best viewed while online. This will enable you to make full use of all the links.



LATEST TRICKS

Check out the latest tricks for instant download, just click on the link.

[**CLICK HERE**](#)

Imagine the effect when you leave a spoon in your coffee and walk away to get something, then to everyone’s amazement the spoon jumps out of the cup while you are not even close!

Caution: this spoon really does jump! Remember that it will be hot. Do not position the gag so that anyone could be hurt and don’t lean over the cup after you have set things up.

What you will need:

One fold back stationery clip.

Some sugar lumps.

****TOP TIP****

When you click to view the video it will open in your media player. Don’t close this after viewing, just minimize it. You will then be able to go back to the video as you learn the trick.

You will need to practise the set up to find what works best, because the fold back clip will need to be opened up to take some of its strength away. I have found the best way to do this is with a pair of pliers. You will notice that I have opened up the jaws of the clip just slightly. The white paper is just to make it easier to see (Fig. 1).




Fig. 1

It's best to use the gimmick in a warm drink and not one that is too hot as it will melt the sugar too fast. This will not give you enough time to set it all up and to walk away if you want to perform it that way.

Now that you have opened up the clip insert the sugar cube as in Fig. 2.




Fig. 2

****HANDY****

****HINT****

Like many tricks you will need to experiment with this. Different clips, the amount you open them and the type of sugar cube you use can all make a difference to the timing and the height that the spoon jumps.

****TOP TIP****

As soon as you arrive at the venue where you're performing in other words as soon as you are at the door, you start work. This means being polite and friendly to everyone: the doorman the waiters, in fact all the staff and not just the guests.

Don't forget, next time it comes to a booking there is a good chance that the under manager will be the manager and the head waiter could be head of entertainment!

Place the gimmick in your pocket so you are ready at all times.

Then when the time comes, palm the gimmick in your hand and place the spoon in the same hand (Fig. 3).



Fig. 3

When no one is looking place the gimmick into your drink and put the spoon onto the looped ends of the clip (Fig. 4). This photo has been taken this way to make it easier for you to see the set up.




Fig. 4

All you have to do now is sit back and wait for the spoon to jump clear from your cup. When the sugar melts the clip will spring closed tossing the spoon into the air and out of the cup.

[PUB TRICKS](#)

View videos of dozens of tricks FREE and then download the solution.

[CLICK HERE](#)

****TOP TIP****

When performing at a children's party it's best to perform your show after the children have had their party games and tea. Don't be afraid if you are in a hall and the parents are standing at the back to ask them, politely, not to talk or do the tidying up whilst you are performing as it distracts the children from the show

It always startles me, as you really don't know exactly when it will shoot in the air. So just imagine the effect on those around you! Don't forget the gimmick is still in the bottom of your drink and don't do this trick with someone's best china just in case they drop their cup when the poltergeist spoon performs its magic!

Do have fun with this. The most important thing is to practise beforehand as I have found some sugar lumps melt faster than others and you need to get the clip just right. But once you have mastered it carry it around in your pocket because you will want to do it all the time, it's just great fun.

I hope you have enjoyed this miniature version of our full ebooks. Why not visit our web site to see the full range of instant downloads.

Enjoy Your Magic

Andy Jay

New download magic is constantly being added to the Magic For All web site. To see the latest, or just to get the free tricks, tutorials and magic ebooks just click the banner below.

